

# F-1000 - Centurion3000 Roller Shutter Enquiry Form

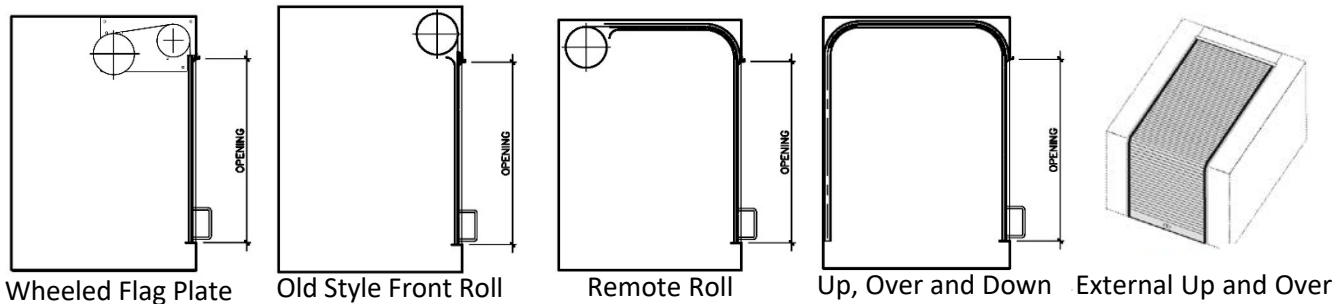
Business Name: \_\_\_\_\_ Delivery Address: \_\_\_\_\_  
 Contact Name: \_\_\_\_\_  
 Contact Phone: \_\_\_\_\_  
 Contact Email: \_\_\_\_\_  
 Job Ref No: \_\_\_\_\_ State: \_\_\_\_\_ Postcode: \_\_\_\_\_

Please nominate if this is a Request for Quotation or Order by ticking the appropriate box below

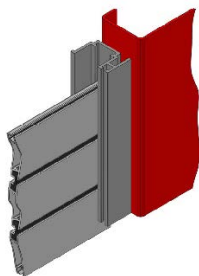
Request for Quotation

Order

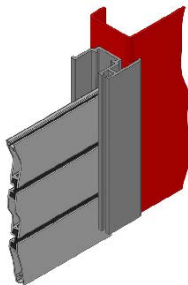
## 1. Installation Type Options



## 2. Guide Channel Options



Recessed Guide Channel



Flush Fit Guide Channel

## 3. Top Seal and Housing Options

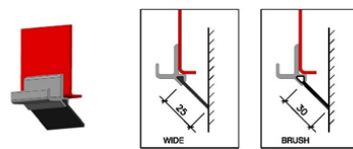
### Housing:

Recessed

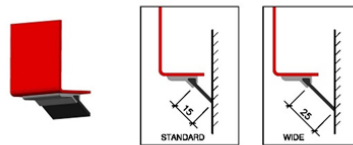
Drip Rail

Mk2 Drip Rail c/w Seal

None

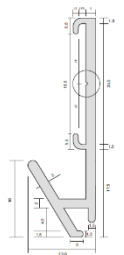



MK1 DRIP RAIL c/w WIDE RUBBER AND BRUSH SEAL OPTIONS



STANDARD RECESSED c/w STANDARD AND WIDE RUBBER OPTIONS

Mk2 DRIP RAIL c/w Dedicated Rubber Top Seal & Rivet Cover Strip



### Seal Type:

15mm Rubber

30mm Brush


25mm Rubber

None

# F-1000 - Centurion3000 Roller Shutter

## Enquiry Form

### 4. Locking Options



Flush Mount Key Locks



Lockable 'T' Handle

### 5. LED-Strip Lighting Options

Please Tick:

None      LED Strip      12V      24V

### 6. 'Shutter Open' and Lighting Control Switch Options

Please Tick:

None      Mag-Switch      Hall-Sensor

### 7. Roller Door Pull Strap

Looped 38mm Black Webbing attached to the rear of the Latch Base to assist closing extra high shutters

Please Tick:

Yes

No

Left Hand Side

Mid Latch

Right Hand Side

Under-hang Length: \_\_\_\_\_

### 8. Colour

Please Tick:

Clear Anodised

Pearl White Gloss

Olde Pewter

Other: \_\_\_\_\_

Please Note : Powder Coating add minimum 1 week onto turn around time

### INSERT DAYLIGHT OPENING SIZES ON THE FOLLOWING PAGE

Please give **EXACT** daylight opening width and height of each aperture requiring a Vehicle Roller Shutter. Not everything turns out square as we'd like it to be. We recommend measuring top, mid and bottom width of each aperture and chose the **MINIMUM** reading taken. **PLEASE NOTE:**

'Depth' is required for 'Remote Roll' & 'No Roller – Up & Over' Type Installations

'Length' is required for the upper horizontal on 'External Up & Over' Type Installations.

	Install Type	Width	Height	Depth/ Length
Shutter 1				
Shutter 2				
Shutter 3				
Shutter 4				
Shutter 5				
Shutter 6				
Shutter 7				
Shutter 8				
Shutter 9				
Shutter 10				

For a Special Order or if any assistance is required, please contact us on (02) 4955 3780 or [sales@centurionfire.com.au](mailto:sales@centurionfire.com.au)